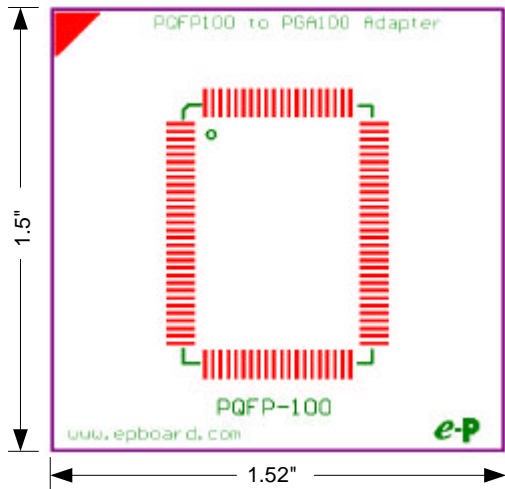
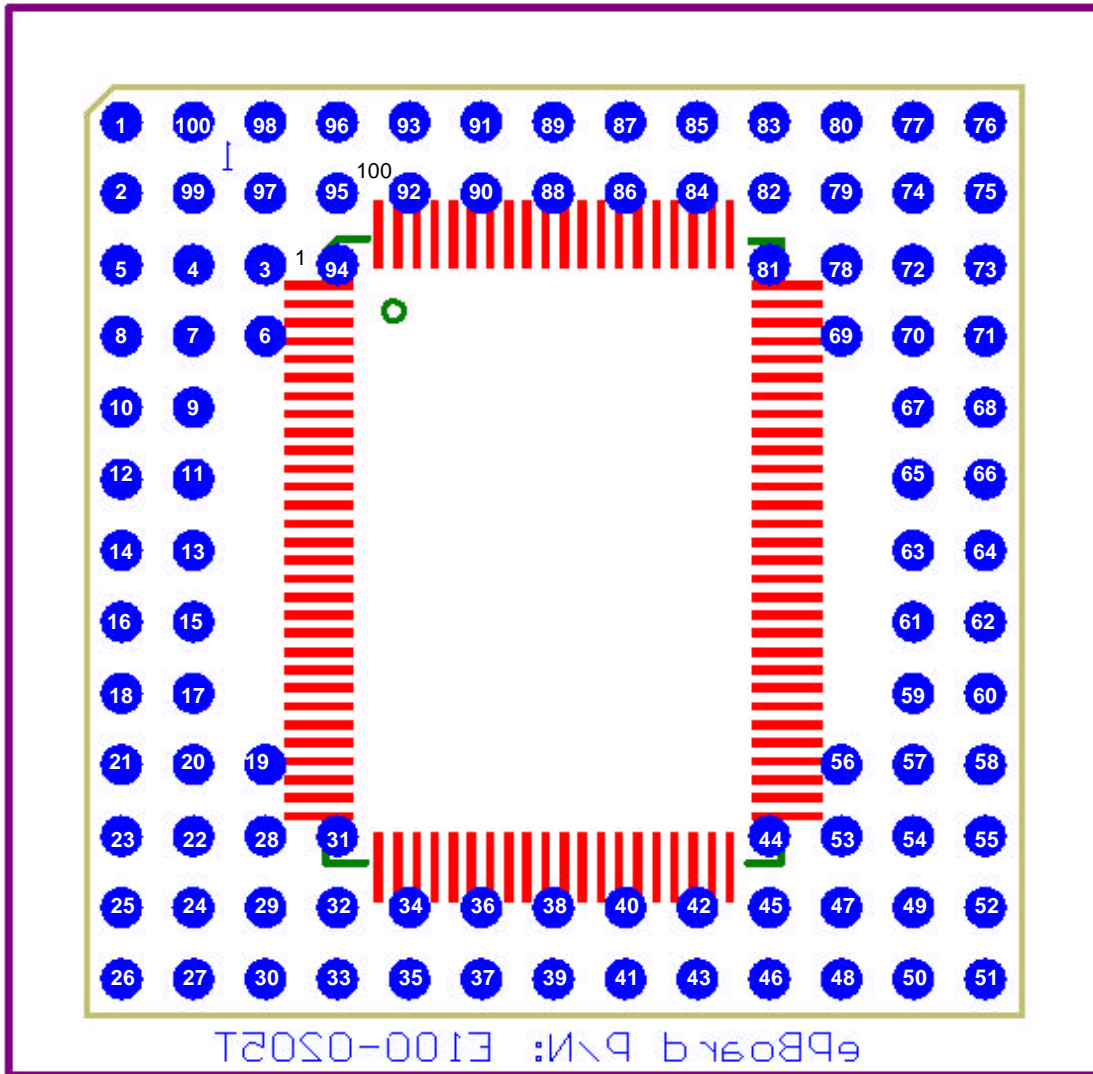



**Top Side**



**Bottom Side**



**Top View X-Ray  
with PGA pin assignment**

U2		
PIN1	1	100
PIN2	2	99
PIN3	3	98
PIN4	4	97
PIN5	5	96
PIN6	6	95
PIN7	7	94
PIN8	8	93
PIN9	9	92
PIN10	10	91
PIN11	11	90
PIN12	12	89
PIN13	13	88
PIN14	14	87
PIN15	15	86
PIN16	16	85
PIN17	17	84
PIN18	18	83
PIN19	19	82
PIN20	20	81
PIN21	21	80
PIN22	22	79
PIN23	23	78
PIN24	24	77
PIN25	25	76
PIN26	26	75
PIN27	27	74
PIN28	28	73
PIN29	29	72
PIN30	30	71
PIN31	31	70
PIN32	32	69
PIN33	33	68
PIN34	34	67
PIN35	35	66
PIN36	36	65
PIN37	37	64
PIN38	38	63
PIN39	39	62
PIN40	40	61
PIN41	41	60
PIN42	42	59
PIN43	43	58
PIN44	44	57
PIN45	45	56
PIN46	46	55
PIN47	47	54
PIN48	48	53
PIN49	49	52
PIN50	50	51

PGA100

U1		
PIN1	1	100
PIN2	2	99
PIN3	3	98
PIN4	4	97
PIN5	5	96
PIN6	6	95
PIN7	7	94
PIN8	8	93
PIN9	9	92
PIN10	10	91
PIN11	11	90
PIN12	12	89
PIN13	13	88
PIN14	14	87
PIN15	15	86
PIN16	16	85
PIN17	17	84
PIN18	18	83
PIN19	19	82
PIN20	20	81
PIN21	21	80
PIN22	22	79
PIN23	23	78
PIN24	24	77
PIN25	25	76
PIN26	26	75
PIN27	27	74
PIN28	28	73
PIN29	29	72
PIN30	30	71
PIN31	31	70
PIN32	32	69
PIN33	33	68
PIN34	34	67
PIN35	35	66
PIN36	36	65
PIN37	37	64
PIN38	38	63
PIN39	39	62
PIN40	40	61
PIN41	41	60
PIN42	42	59
PIN43	43	58
PIN44	44	57
PIN45	45	56
PIN46	46	55
PIN47	47	54
PIN48	48	53
PIN49	49	52
PIN50	50	51

PQFP100

<b>eP Board Design</b>		
Title		
<b>PQFP100 to PGA100 PART</b>		
Size	Document Number	Rev
A	<b>E100-0205</b>	1.0
Date: Sunday, June 16, 2002		
Sheet 1 of 1		